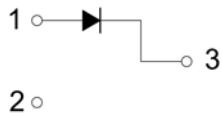
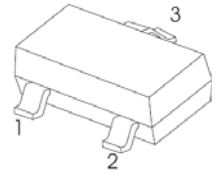




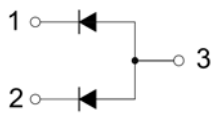
### BAR43/A/C/S SCHOTTKY BARRIER DIODE

#### FEATURES

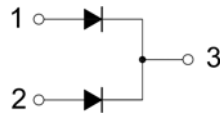
- Low Current Leakage
- For General Purpose Switching Applications



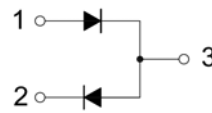
BAR43



BAR43A



BAR43C



BAR43S

SOT-23

MARKING: BAR43:D95  
 BAR43A:DB1  
 BAR43C:DB2  
 BAR43S:DA5

#### MAXIMUM RATINGS ( $T_a=25^{\circ}\text{C}$ unless otherwise noted )

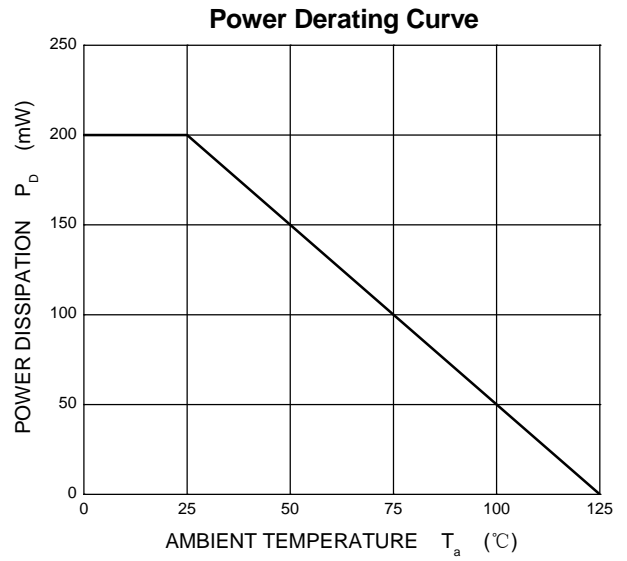
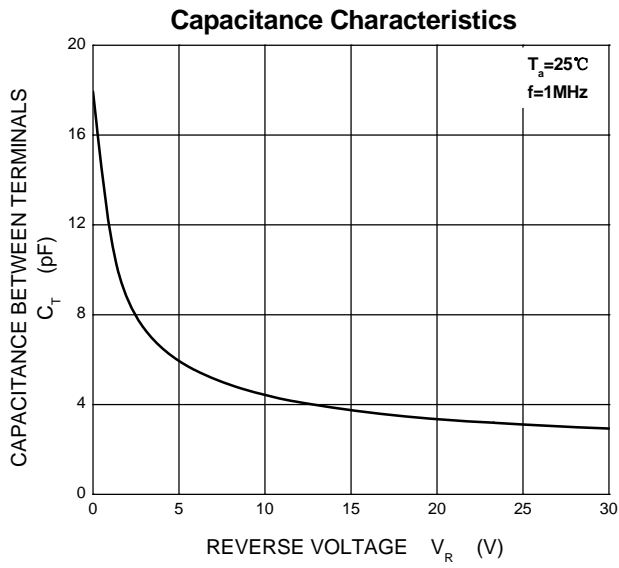
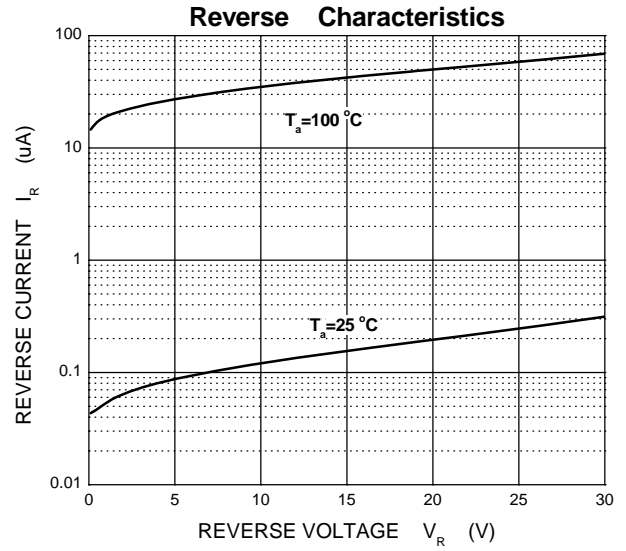
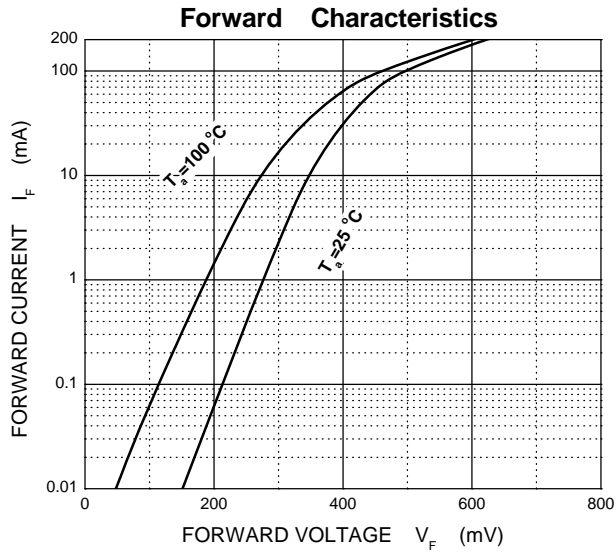
Symbol	Parameter	Value	Unit
$V_{RRM}$	Peak Repetitive Reverse Voltage	30	V
$V_{RWM}$	Working Peak Reverse Voltage		
$V_{R(RMS)}$	RMS Reverse Voltage	21	V
$I_{F(AV)}$	Average Rectified Forward Current	200	mA
$I_{FSM}$	Non-repetitive Peak Forward Surge Current @ $t=8.3\text{ms}$	0.75	A
$P_D$	Power Dissipation	200	mW
$R_{\theta JA}$	Thermal Resistance from Junction to Ambient	500	$^{\circ}\text{C}/\text{W}$
$T_j$	Junction Temperature	125	$^{\circ}\text{C}$
$T_{stg}$	Storage Temperature	-55~+150	$^{\circ}\text{C}$

#### ELECTRICAL CHARACTERISTICS( $T_a=25^{\circ}\text{C}$ unless otherwise specified)

Parameter	Symbol	Test conditions	Min	Typ	Max	Unit
Reverse voltage	$V_{(BR)}$	$I_R=100\mu\text{A}$	30			V
Reverse current	$I_R$	$V_R=25\text{V}$			0.5	$\mu\text{A}$
Forward voltage	$V_F$	$I_F=2\text{mA}$	0.26		0.33	V
		$I_F=15\text{mA}$			0.45	
		$I_F=100\text{mA}$			0.8	
Reverse recovery time	$t_{rr}$	$I_F=I_R=10\text{mA}$ , $I_{rr}=0.1\times I_R$ , $R_L=100\Omega$			5	ns



## Typical Characteristics

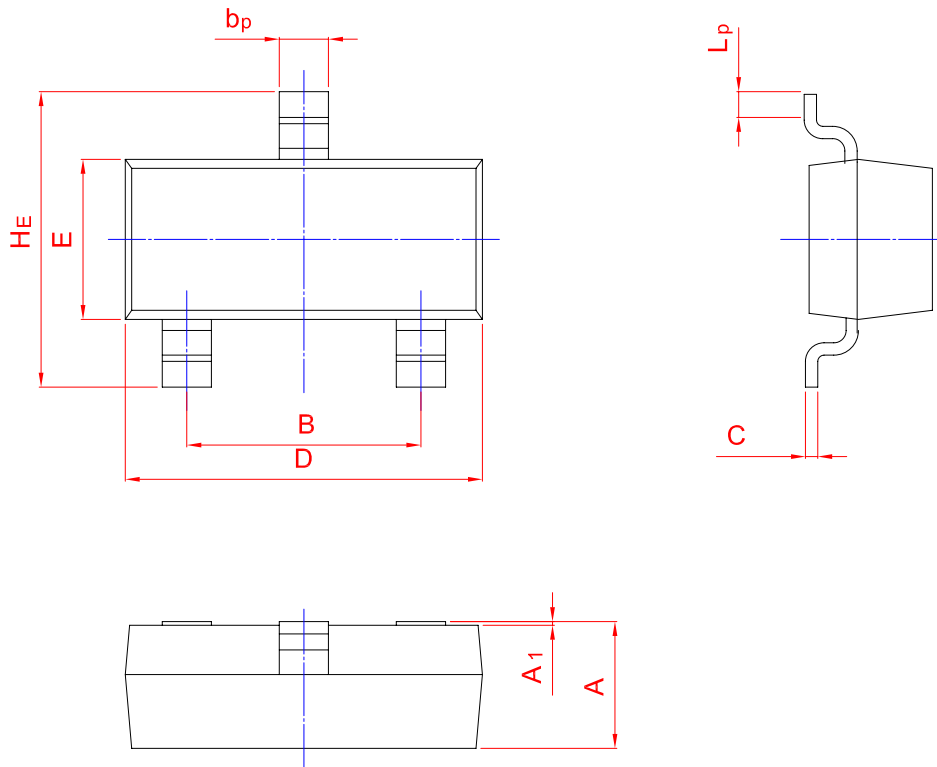
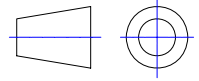




## PACKAGE OUTLINE

Plastic surface mounted package; 3 leads

SOT-23



UNIT	A	B	bp	C	D	E	HE	A <sub>1</sub>	L <sub>p</sub>
mm	1.40	2.04	0.50	0.19	3.10	1.65	3.00	0.100	0.50
	0.95	1.78	0.35	0.08	2.70	1.20	2.20	0.013	0.20